

















123 200m Individual Medley Women Final

Official

| Rank | Competitor | Age | Club | RT | PTS | Result |
|------|---|---------|---|------|-----|---|
| 1 |  Chloe Gladwin | SM19 18 |  | 0.85 | 789 | 2:37.98 S19 NZR Entry: 2:45.01 -7.03 |
| | 50m: 33.88 100m: 1:13.29 (39.41) 150m: 2:03.86 (50.57) 200m: 2:37.98 (34.12) | | | | | |
| 2 |  Gabriella Smith | SM10 19 |  | 0.74 | 759 | 2:38.79 Entry: 2:44.34 -5.55 |
| | 50m: 34.96 100m: 1:19.24 (44.28) 150m: 2:02.27 (43.03) 200m: 2:38.79 (36.52) | | | | | |
| 3 |  Madeleine McTernan (V) | SM14 25 |  | 0.80 | 692 | 2:36.37 Entry: 2:38.05 -1.68 |
| | 50m: 33.33 100m: 1:12.10 (38.77) 150m: 2:02.28 (50.18) 200m: 2:36.37 (34.09) | | | | | |
| 4 |  Gemma Sellick (V) | SM9 16 |  | 0.86 | 572 | 2:54.91 Entry: 3:01.51 -6.60 |
| | 50m: 37.98 100m: 1:21.18 (43.20) 150m: 2:14.45 (53.27) 200m: 2:54.91 (40.46) | | | | | |
| 5 |  Charlotte Rozen | SM18 30 |  | | 475 | 4:20.40 S18 NZR Entry: 4:27.76 -7.36 |
| | 50m: 1:02.31 100m: 2:11.56 (1:09.25) 150m: 3:23.70 (1:12.14) 200m: 4:20.40 (56.70) | | | | | |
| 6 |  McKenzie Drage | SM7 21 |  | | 369 | 3:54.69 Entry: 3:57.79 -3.10 |
| | 50m: 55.67 100m: 1:58.57 (1:02.90) 150m: 3:04.64 (1:06.07) 200m: 3:54.69 (50.05) | | | | | |
| 7 |  Genevieve Watson-Christey | SM19 24 |  | 0.97 | 316 | 3:34.27 Entry: 3:40.75 -6.48 |
| | 50m: 52.98 100m: 1:45.65 (52.67) 150m: 2:47.48 (1:01.83) 200m: 3:34.27 (46.79) | | | | | |
| 8 |  Charlotte Murphy | SM6 18 |  | 0.70 | 280 | 4:27.41 Entry: 4:36.39 -8.98 |
| | 50m: 59.23 100m: 2:05.71 (1:06.48) 150m: 3:25.42 (1:19.71) 200m: 4:27.41 (1:01.99) | | | | | |